



## Ledge – light floating in the room

“Less is more” - design developed based on the technology of tomorrow!  
With the Edge-lit technology Ledge obtain homogeneous lighting, with an optics giving very low glare. The discreet design intensifies its surroundings without interfering with the interior of the room.

### Description

Suspended interior fitting for LED with the Edge-lit technology. The clear version is fully transparent when the light is turned off, when light is on it seems like the fitting is disappearing in the room. You find Ledge with different light distributions, Ledge Clear with 40/60% up/down light (ID46). Ledge Opal with 60/40% up/down light (ID64). The power supply comes through the wires, PowerOverWire, no cables, giving a discreet and clean installation. Side of fitting in extruded aluminium, end caps in a composite material. High quality optics in clear or opal acrylics (PMMA). Frame and control module powder painted structure paint, white RAL 9016.

### Application areas

Office, meeting facilities, shop, school, homes

#### Light source

	Opal	Opal	Clear	Clear
Colour temperature	3000K	4000K	3000K	4000K
Effect fitting	62W	62W	62W	62W
Luminous flux fitting	5734 lm	5955 lm	6002 lm	6230 lm
Luminous efficiency fitting	93 lm/W	96 lm/W	97 lm/W	101 lm/W
Colour index Ra	>80	>80	>80	>80
UGR	<19	<19	<19	<19
Colour tolerance MacAdam	3	3	3	3
Expected lift time L70B10	50 000 hr	50 000 hr	50 000 hr	50 000 hr

### Mounting

The wire suspension is delivered mounted on the fitting. An arrangement for quick adjustment of height is placed down by the fitting. The Control module can easily be place in a system ceiling (T-profil) or fixed directly in the ceiling.

### Installation

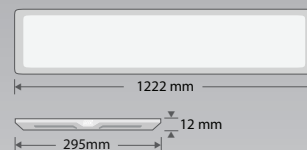
The fitting is delivered with 2,5m cabel and plug. DALI version with 2,5m 5-pole cabel without plug.

### Control gear

All light technical components are placed in the Control module, with electronic driver for the on/off version or dimmable digital DALI driver, even prepared with touch-dim & corridor function.



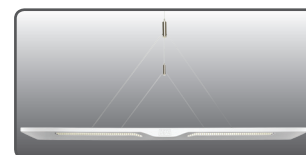
#### Fitting




#### Control module



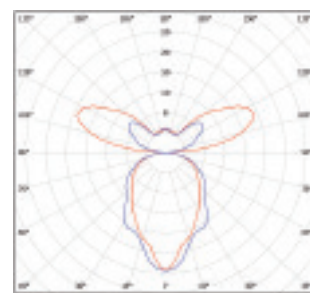
Control module with all electro technical components.



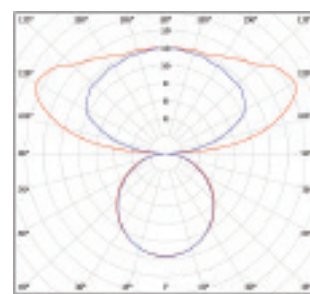
End cap in a slim and elegant design with an interesting light effect.



Ceiling adapter making it possible to place Ledge as wanted in the ceiling.



Ledge clear ID 46



Ledge opal ID 64

Number	Type	Optics	Colour	Light source	Control	Veight (kg)
119193	Ledge - suspended ID64	Opal	Hvit	LED 62W 830		4,8 kg
119194	Ledge - suspended ID64	Opal	Hvit	LED 62W 830	DALI	4,8 kg
119195	Ledge - suspended ID64	Opal	Hvit	LED 62W 840		4,8 kg
119196	Ledge - suspended ID64	Opal	Hvit	LED 62W 840	DALI	4,8 kg
119197	Ledge -suspended ID46	Clear	Hvit	LED 62W 830		4,8 kg
119198	Ledge -suspended ID46	Clear	Hvit	LED 62W 830	DALI	4,8 kg
119199	Ledge -suspended ID46	Clear	Hvit	LED 62W 840		4,8 kg
119200	Ledge -suspended ID46	Clear	Hvit	LED 62W 840	DALI	4,8 kg
119312	Ledge ceiling adapter					